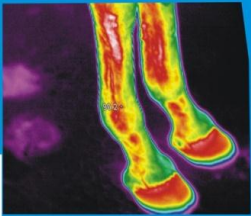



THERMOGRAPHY FOR THE EQUINE APPLICATION

This advanced technology is now available to you in South Africa. The images are very clear with high definition and integrity. It is absolutely essential that the Horse owner is not drawn into Thermography by unskilled, untrained personnel! There are any number of small hand held camera's that are not able to penetrate and assist with correct diagnosis.



DI ARMOUR
0845629818
058-2230277



SHUMBA VALLEY
EQUESTRIAN CENTRE

EQUINE THERMOGRAPHER
barmour@worldonline.co.za



Equine Thermographer

DI ARMOUR
084 562 9818
058 223 0277

barmour@worldonline.co.za

A RAPID AND EXCITING SOLUTION FOR DETECTING PAIN AND INJURIES IN YOUR HORSE




Assists in the diagnosis of musculoskeletal and neurological injuries, particularly non specific lameness

Particularly effective for competition horses for detecting strains and areas of abnormal heat after an event

GREAT FOR PRE-VETTING PRIOR TO PURCHASE

SADDLE FITTING: Are you balanced in your saddle? Does your saddle fit your horse?

YOU CAN'T GET MORE ACCURATE!



Organise an Introduction Clinic at your yard and get your horse scanned for FREE!

These images are in the Colour Alarm version of the Thermal Image and hi-light the serious inflammatory areas

This non-invasive diagnostic system is used to detect any Neurological and Musculoskeletal injuries and problems in horses. It also provides information about the animal's response to treatment and its subjective feeling of pain. Detect the problems before they become serious. Early detection saves on time, minimizing expense.

This system is used by Vets, Owners and Trainers, Chiropractors, Physiotherapist, Equine Masseurs and Farriers across the world and is now an integral part of the Equestrian competitive world. Interpretation of the audited reports is done by your professional health care provider, be it your Vet, your Physio or Chiropractor and is hugely beneficial for farriers. The Thermographer will, after the images are audited, point

the owner in the right direction.

What is seen on the audited report is a colourmap divided throughout the entire range of temperature seen by the camera. The Thermal image will establish and pin point the injury site and referred pain symptoms.

The whole horse imaging allows observation of all thermal symmetries. Thermal Imaging has proven to deliver a higher degree of sensitivity and specificity than any other system available.

This system is also extensively used by saddle fitters in Europe and the US as it will pick up and display on the screen the most minute saddle pressure that will cause the horse huge discomfort in the long term.

For pre-purchase vetting this is a remarkable tool, offering the buyer peace of mind. For yearlings and "Ready to run" Race horses this is the perfect advantage.

Bookings can be made via email or by telephone.

Call Di Armour

0845629818/ After hours 058 223 0277

Email: barmour@worldonline.co.za